



invest **M**

# DAILY BULLETIN

Stay ahead of the market curve with our Daily Bulletin, your daily dose of financial insights, market updates and expert analysis, brought to you by InvestM.

*November 20, 2024*

## InvestM Daily Market Analysis

### Market Notes

#### Russia-Ukraine Tensions Impact Markets

Global markets reacted on Tuesday to news of Ukraine launching a missile strike on Russia, reducing risk appetite. Safe-haven assets like gold and Bitcoin saw gains, while stocks and indices fell. Investors will watch to see if the tensions carry over into Wednesday; a calm response from Russia could lead to quick market recovery, though many investors may choose safe assets like bonds and gold today.

#### Gold Prices Rally for Third Day

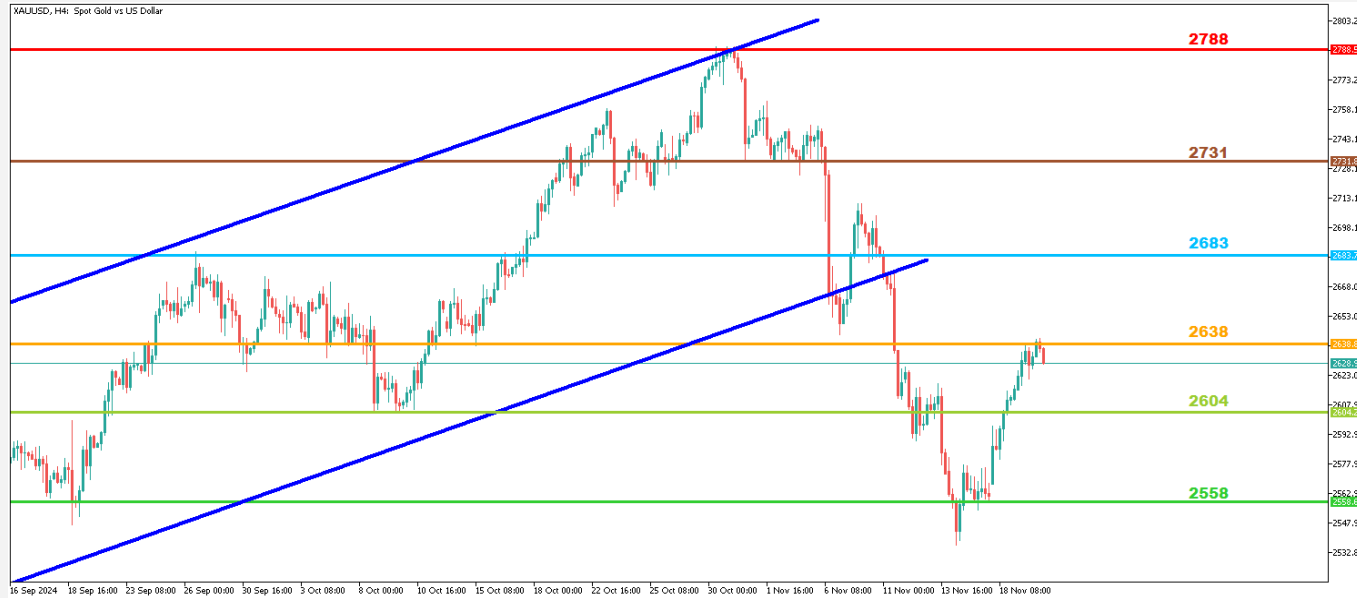
Gold rose again yesterday, supported by the rising tension between Russia and Ukraine. Testing the 2.640\$ level, gold has now broken its recent downtrend, achieving a %3 increase over three days. If geopolitical risks remain high, gold demand may continue, with buying opportunities around 2.630\$.

#### Nvidia Earnings Expected Today

Today, Nvidia will release its Q3 earnings, a major focus for global markets. If the tech giant posts strong revenue and sales, this could boost U.S. indices and drive Nvidia shares higher both tonight and tomorrow. Investors should watch for trading opportunities in Nvidia.



## XAU/USD - H4



XAU/USD



**TAKE PROFIT**  
2635\$



**STOP LOSS**  
2615\$

<b>First Support Level</b>	<b>First Resistance Level</b>
2620\$	2638\$
<b>Second Support Level</b>	<b>Second Resistance Level</b>
2604\$	2658\$

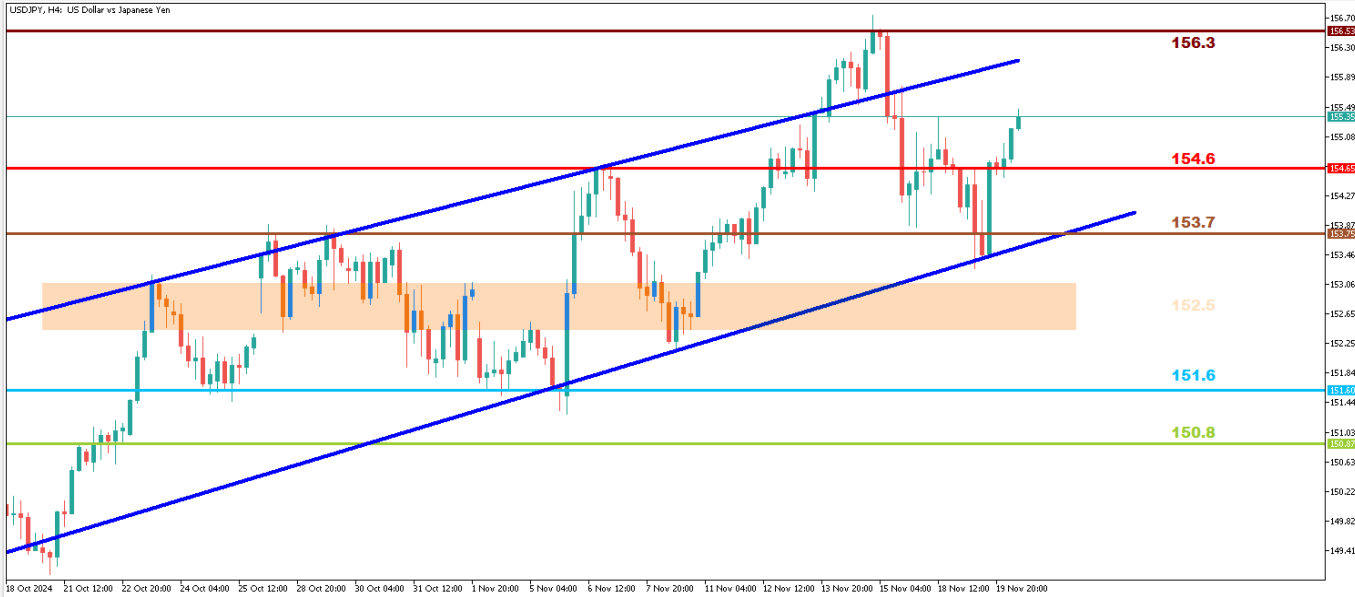


### Gold at Resistance Level, Trading Opportunities Available

Gold reached the resistance level at \$2,638 before retreating to \$2,630. It currently shows weakness, but upward trades around \$2,625-\$2,630 could be favorable.



# USDJPY - H4



**USDJPY**

↑ TAKE PROFIT 156 JPY (Bull icon)

↓ STOP LOSS 154.5 JPY (Bear icon)

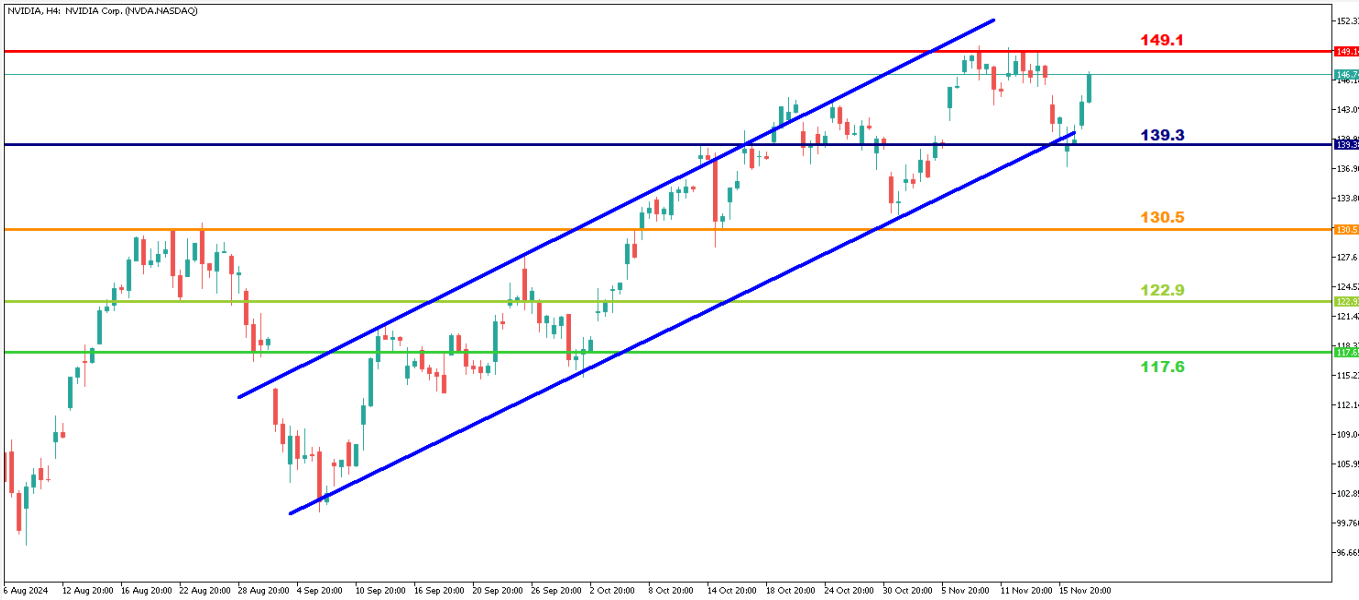
First Support Level	First Resistance Level
154.6 JPY	156.3 JPY
Second Support Level	Second Resistance Level
153.7 JPY	157 JPY



## USDJPY Breaks Resistance, Targeting 156

The USDJPY pair broke past 154.6 resistance and reached 155 as the dollar strengthens. The pair may test 156 today.

## NVIDIA - H1



NVIDIA

TAKE PROFIT  
 149\$

STOP LOSS  
 138\$

First Support Level	First Resistance Level
139.3\$	149.1\$
Second Support Level	Second Resistance Level
130.5\$	155\$



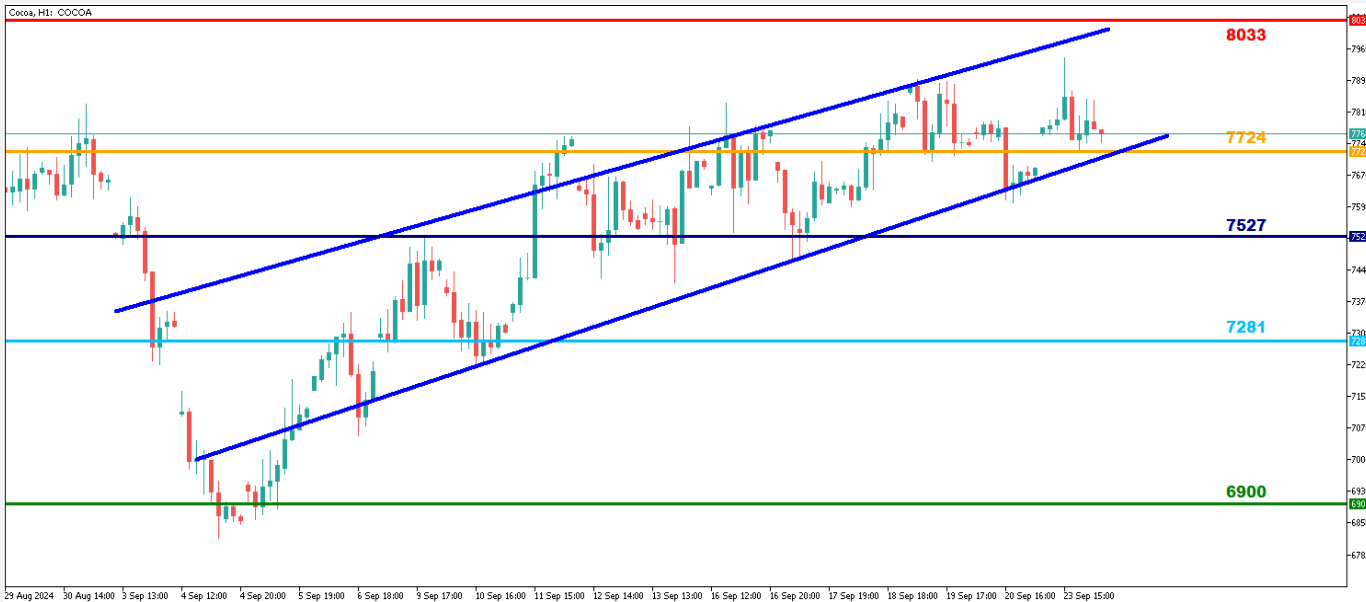
### Nvidia Stock Could Reach New High

Yesterday, Nvidia shares bounced off a support level as recommended, climbing to 146\$. With Q3 earnings tonight, a positive report could push shares to new highs, offering long opportunities, though disappointing earnings might justify a short position.





# COCOA - H1



**COCOA**



**TAKE PROFIT**  
**7890\$**




**STOP LOSS**  
**7685\$**

<b>First Support Level</b>	<b>First Resistance Level</b>
<b>7724\$</b>	<b>8033\$</b>
<b>Second Support Level</b>	<b>Second Resistance Level</b>
<b>2527\$</b>	<b>8250\$</b>



## Cocoa Forms Upward Trend

Cocoa has continued its upward movement in September, recovering strongly. After rising from 7.000\$ to 8.000\$, cocoa may aim for 8.000\$ again today, supported by the 7.724 \$ level.



## DISCLAIMER

You understand and acknowledge that there is a high degree of risk involved in trading with strategies. Following any strategies or investment methodologies is the potential for loss. The content on the site is being provided by our contributors and analysts for information purposes only. You alone are solely responsible for determining whether any trading assets, securities, strategy, or any other product is suitable for you based on your investment objectives and financial situation.

