



invest **M**

DAILY BULLETIN

Stay ahead of the market curve with our Daily Bulletin, your daily dose of financial insights, market updates and expert analysis, brought to you by InvestM.

November 15, 2024

InvestM Daily Market Analysis

Market Notes

Get ready to explore the key financial events and market movements defining the day. Keep updated in the world of finance with our in-depth analysis and insights.

Upcoming Events



Retail Sales

Dollar Pressure and Profit-Taking on Indices

As we reach the final trading day of the week, markets are feeling the effects of a stronger dollar and rising yields. Following the US presidential election and the Fed's rate decision, the dollar has strengthened, putting pressure on commodities and indices. Trump's policy stance is already impacting European and Asian markets, and risk appetite is low worldwide. Today, US Retail Sales data will be released, providing a key view into the US economy and likely adding volatility to the markets.

Gold Hits 2-Month Low

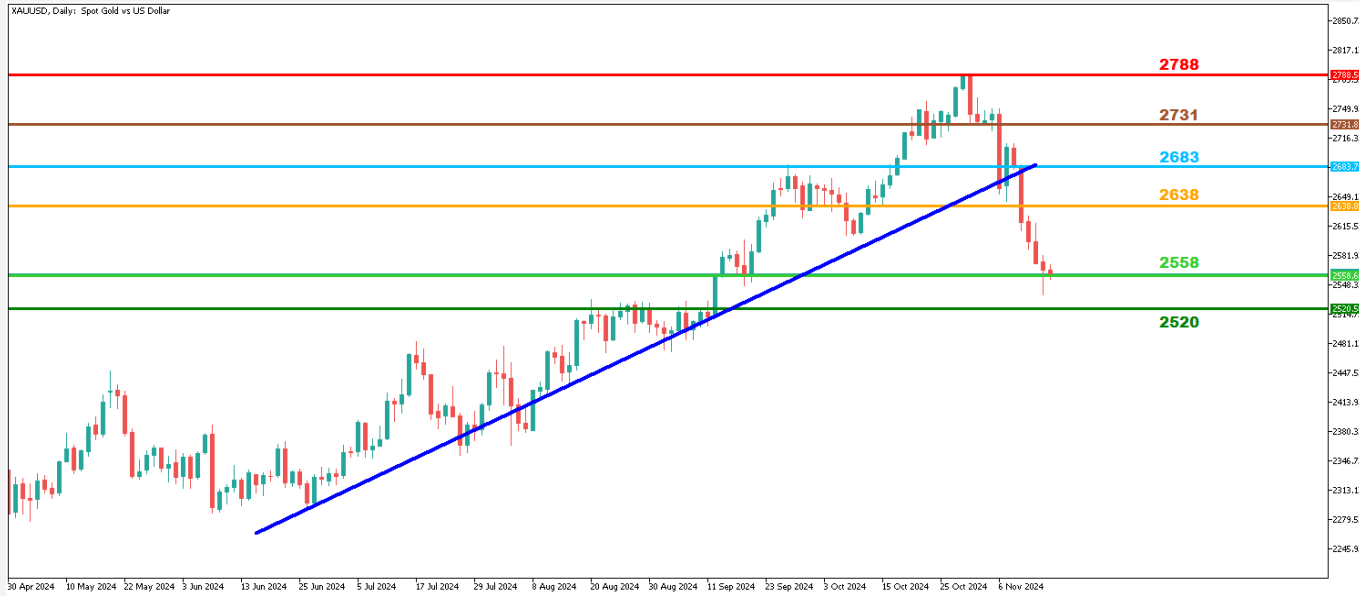
Gold prices have continued their sharp decline following the US presidential election results, now down %5 for the week and at a 2-month low. With the Retail Sales report expected later, gold could see increased volatility but is likely to remain under downward pressure.

Significant Drop in Natural Gas Prices

After trending upward since early November, natural gas prices took a sharp %10 drop yesterday after testing the 3\$ mark. Today, Natgas may see a potential bounce, providing trade opportunities for investors.



XAU/USD - Daily



XAU/USD

↑ **TAKE PROFIT**
2545\$

↓ **STOP LOSS**
2575\$

First Support Level	First Resistance Level
2558\$	2583\$
Second Support Level	Second Resistance Level
2520\$	2600\$

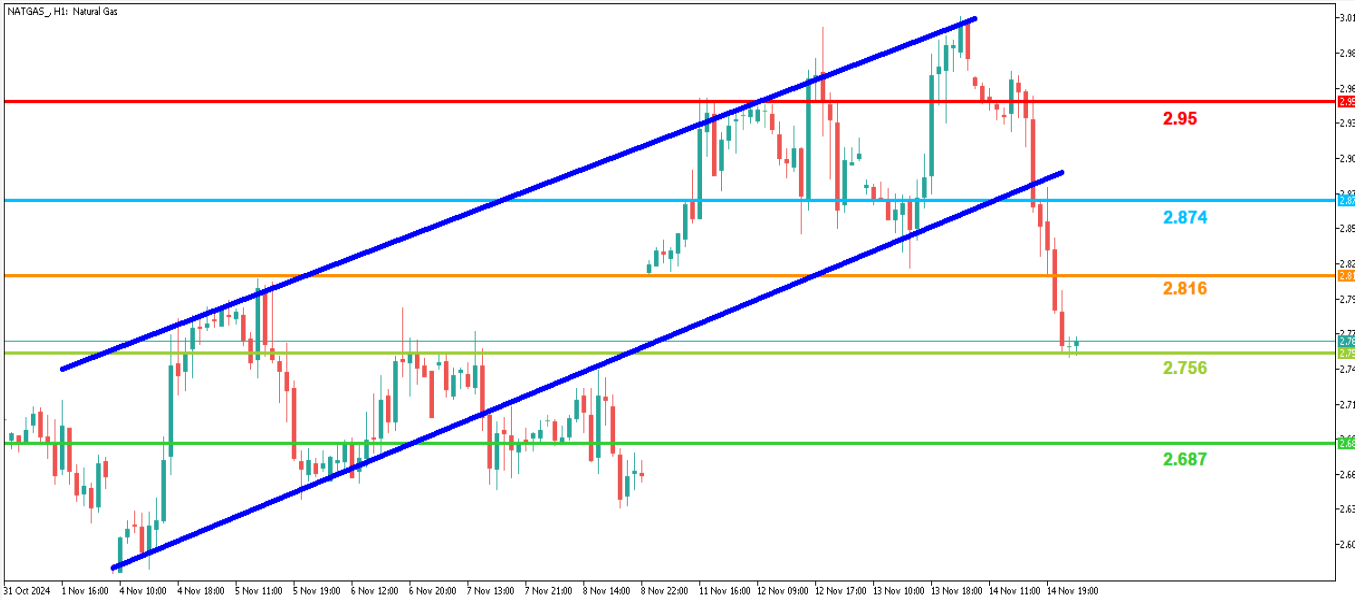


Gold Breaks Rising Channel, Decline May Continue



Gold's uptrend since summer has reversed, with prices now down over 8% since early November. The trend has turned bearish, with a potential intraday target of 2.545\$.





NATGAS - H1



NATGAS


TAKE PROFIT
2.79\$



STOP LOSS
2.68\$


First Support Level	First Resistance Level
2.75\$	2.81\$
Second Support Level	Second Resistance Level
2.68\$	2.87\$



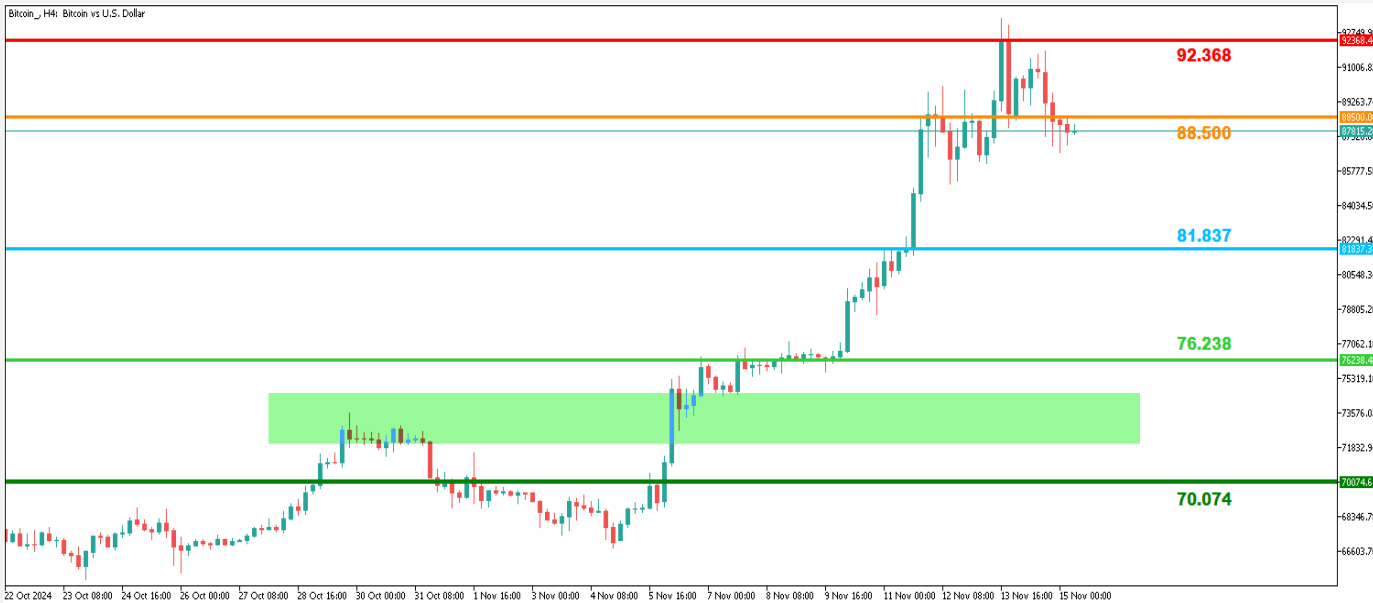
Natgas Finds Support

After falling from the 3\$ level, Natgas found support around 2.75\$. While it faced a strong sell-off, the medium-term trend remains positive, and Natgas may make an upward move from this support line today.





BITCOIN - H4



Short Opportunity in Bitcoin

Bitcoin surged over 30% in the past 10 days, reaching a peak of 92.000\$. After a pullback to 87.000\$, it has seen slight recovery but may resume a downward trend. Investors could consider short positions in Bitcoin today, with high risk.

BITCOIN




TAKE PROFIT
87.400\$



STOP LOSS
89.600\$

First Support Level	First Resistance Level
85.000\$	88.500\$
Second Support Level	Second Resistance Level
81.300\$	92.368\$



DISCLAIMER

You understand and acknowledge that there is a high degree of risk involved in trading with strategies. Following any strategies or investment methodologies is the potential for loss. The content on the site is being provided by our contributors and analysts for information purposes only. You alone are solely responsible for determining whether any trading assets, securities, strategy, or any other product is suitable for you based on your investment objectives and financial situation.

